

## How to Sign Up to KH4L

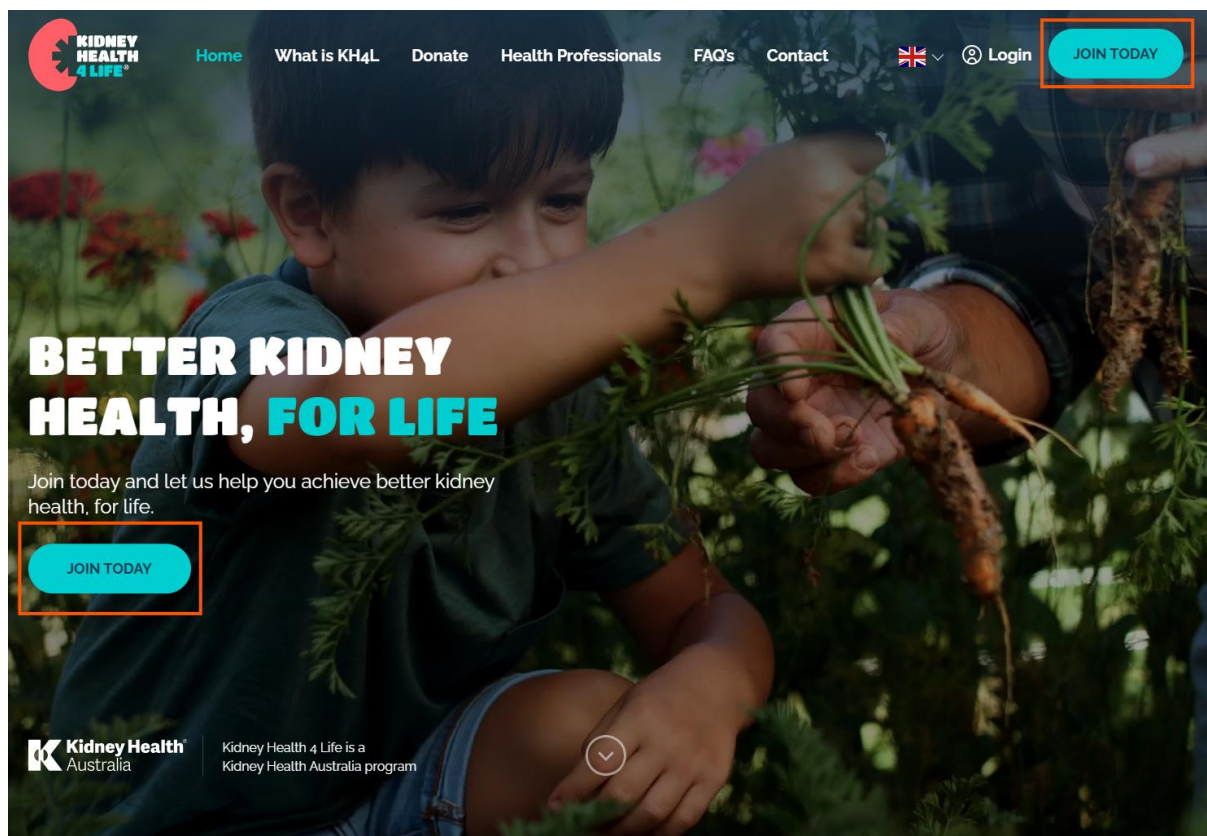
Follow these simple steps to create your free account and start learning today.

### 1. Go to the KH4L Website

- Open your web browser.
- Type in the KH4L website address: <https://kidneyhealth4life.org.au/>
- Press Enter to load the homepage.

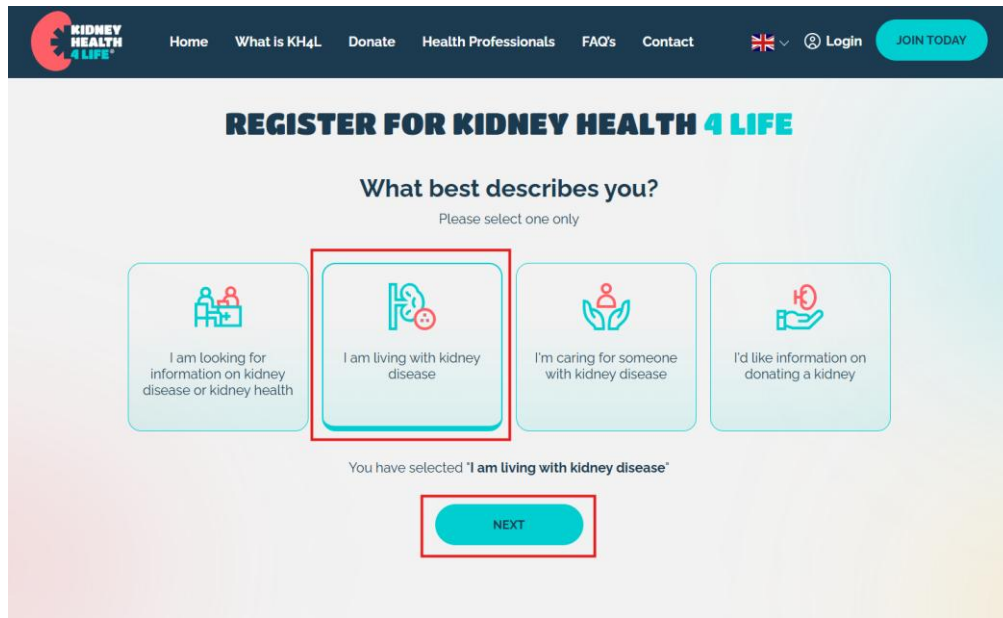
### 2. Click “Join Today”

- On the top right corner of the homepage, click the **Join Today** button.
- This will take you to the registration page.



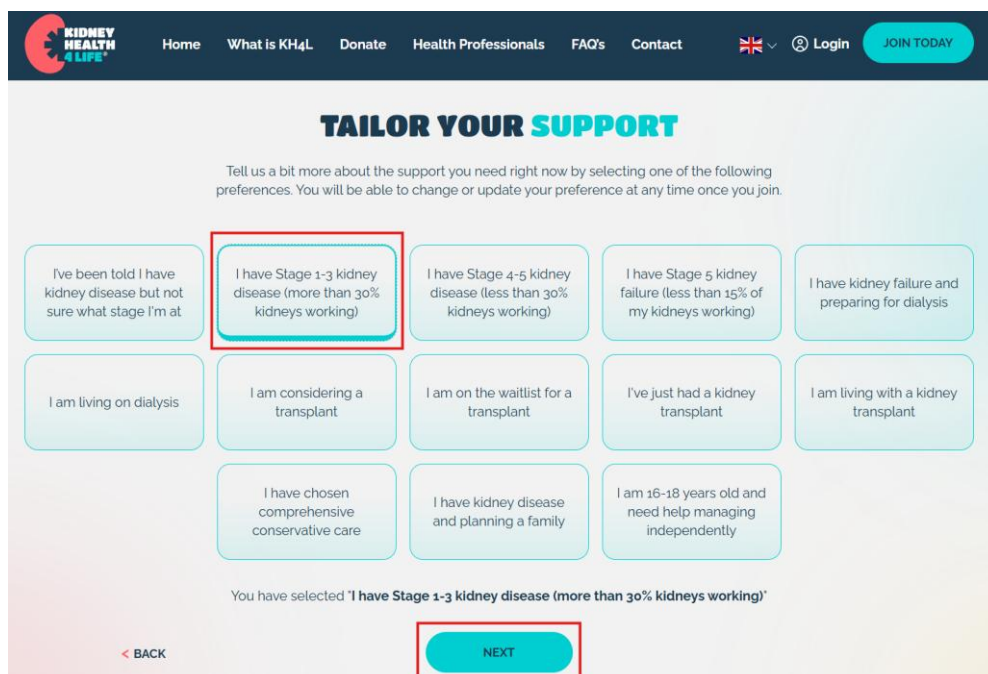
### 3. Register for Kidney Health 4 Life

- First, click on the tile that best describes you.
- Then click **Next**



### 4. Tailor your support

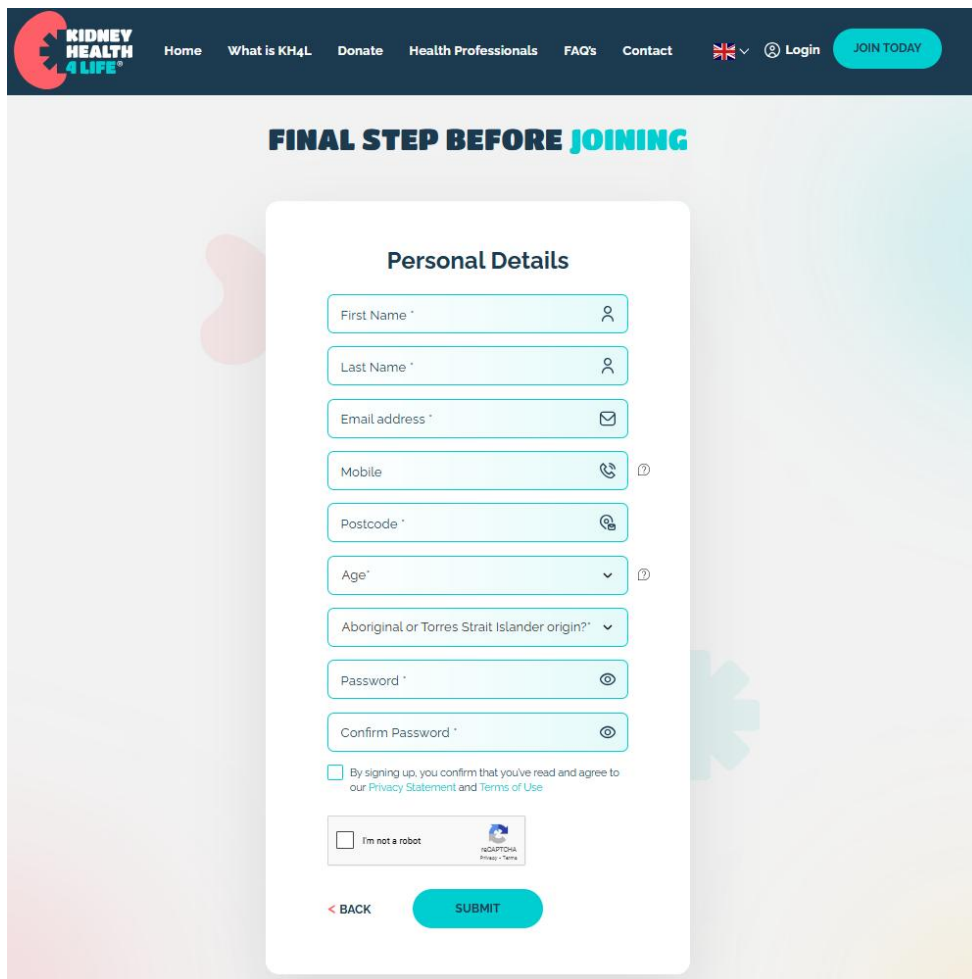
- Next, click on the tile that give you information about what your need right now
- Then click **Next**



## 5. Fill in Your Details

- You'll be asked to provide:
  - Name
  - Email Address
  - Postcode
  - Age
  - Aboriginal or Torres Strait Islander Origin?
  - Password
- Agree to the [Privacy Statement](#) and [Terms of Use](#) - You can click the links to read them first if you like.
- If required, click the **reCAPTCHA** and complete the task
- Click **Submit**

KH4L Tip: If you don't have an email, you can get help setting one up from a friend, carer, or library staff.



The screenshot shows the 'FINAL STEP BEFORE JOINING' form on the Kidney Health 4 Life website. The form is titled 'Personal Details' and contains the following fields:

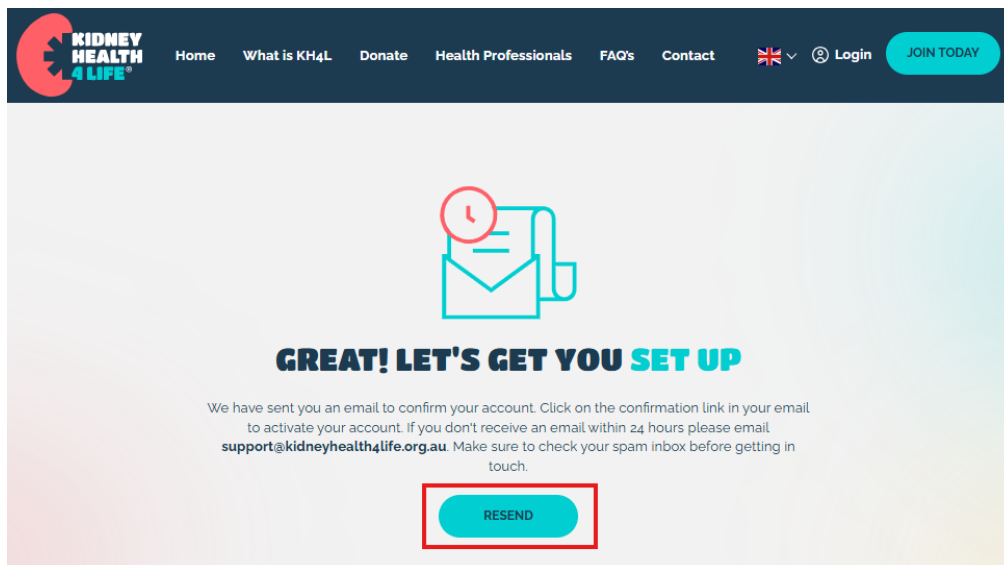
- First Name \*
- Last Name \*
- Email address \*
- Mobile
- Postcode \*
- Age\*
- Aboriginal or Torres Strait Islander origin? \*
- Password \*
- Confirm Password \*

Below the fields, there is a checkbox for 'By signing up, you confirm that you've read and agree to our [Privacy Statement](#) and [Terms of Use](#)'. At the bottom, there is a reCAPTCHA widget with the text 'I'm not a robot' and a 'SUBMIT' button. A '< BACK' link is also present.

## 6. Great! Let's get you set up

- You will now be sent an email to verify your account.

KH4L Tip: Check your Spam folder just in case it got lost



## 7. Check Your Email

- Go to your email inbox.
- Look for an email from Support KH4L (support@kidneyhealth4life.org.au)
- Click **Verify Email** inside the email to activate your account.

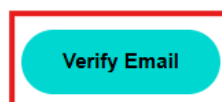
Didn't get an email? - Check your junk or spam folder. Still nothing? Click "**Resend**" on the KH4L site or contact the KH4L Helpline - 1800 454 363



**Thanks for signing up  
Kidney Health 4 Life!**

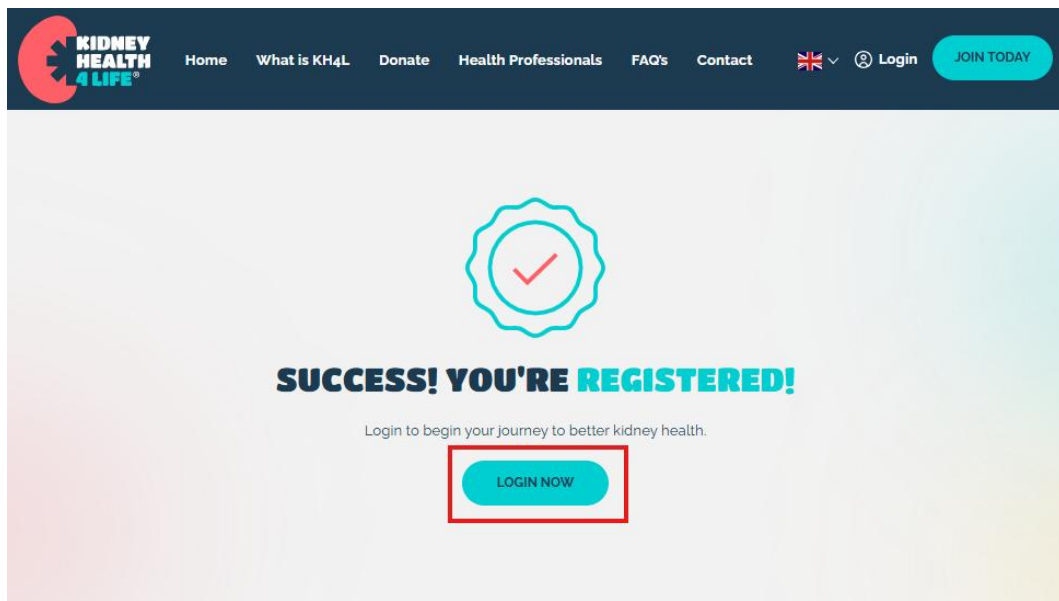
You're just one click away from unlocking your personalised kidney health support, including learning resources, wellbeing tools, and more.

Tap the button below to verify your email and activate your account:



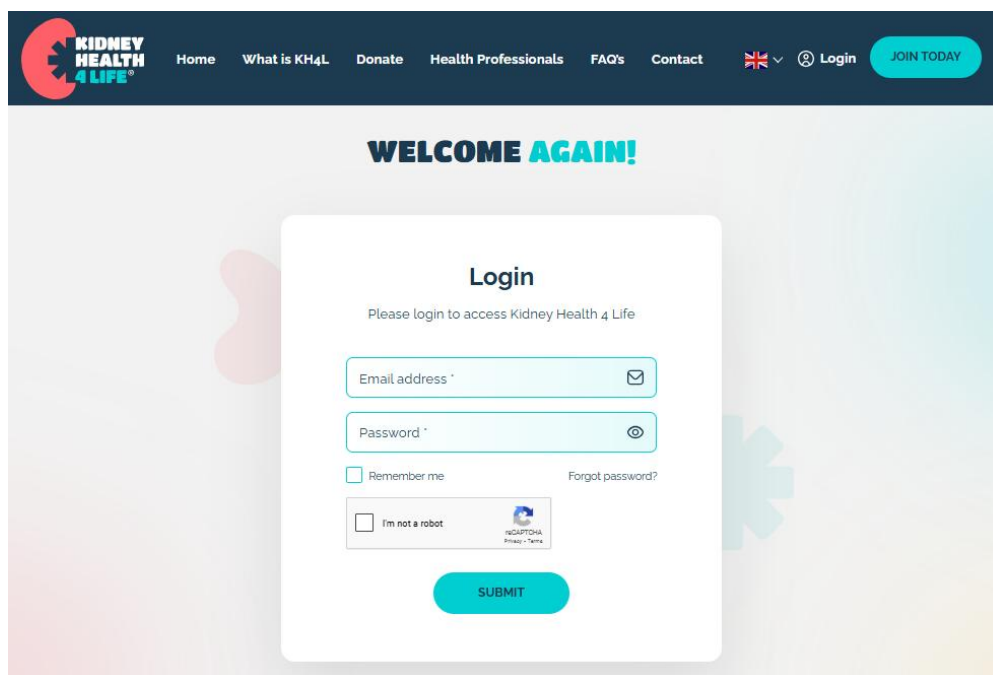
## 8. Success! You're almost there

- Click **Login Now**



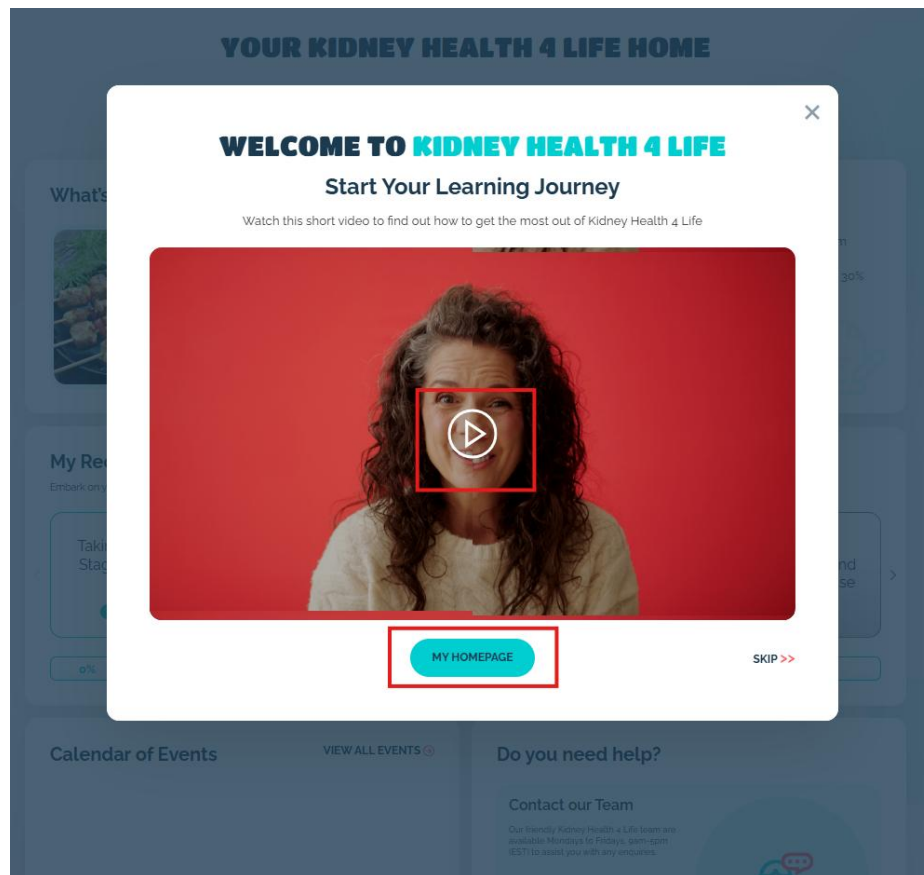
## 9. Login to your Account

- Enter your email and password
- Click **Submit**



## 7. You're In! Start Exploring

- Enjoy your welcome video, this lets you know about Kidney Health 4 Life
- When you're finished, click **My Homepage** where you'll find your learning pathway



## Tips for New Users

- Start your first course if you're not sure where begin.
- You can also explore the Learning, Wellbeing and Kidney Community Centres
- If you're a parent, carer, or young person, check out the Kidney Health 4 Youth Centre!